

# Global Top 10 Uranium Mining Companies Benchmarking Analysis - Peer Comparison of Top 10 Uranium Mining Companies on Key Financial and Operational Parameters

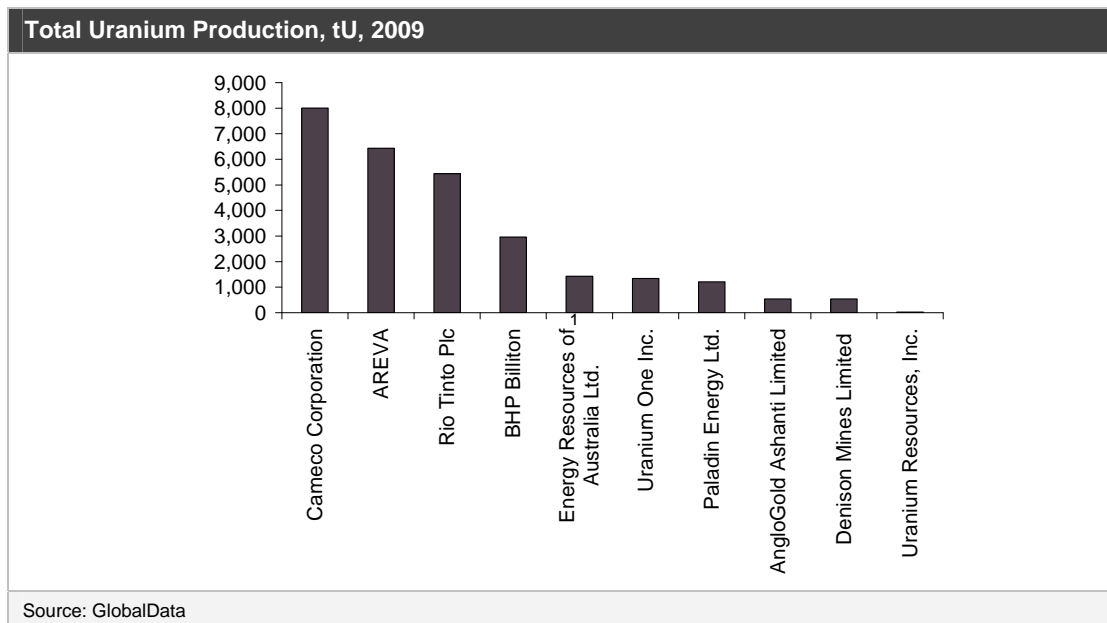
“*Global Top 10 Uranium Mining Companies Benchmarking Analysis*” report from GlobalData, the leading industry analysis specialist, ranks public listed uranium producing companies among their peer group companies by comparing them based on performance, scale, growth and exposure. The report covers the top 10 publicly listed uranium mining and producing companies, its growth trajectory during the five year period, 2004-2008. The research also serves as a yardstick to provide an in-depth analysis on the growth and business prospects of the companies using their financial information.

## Independent Energy Research

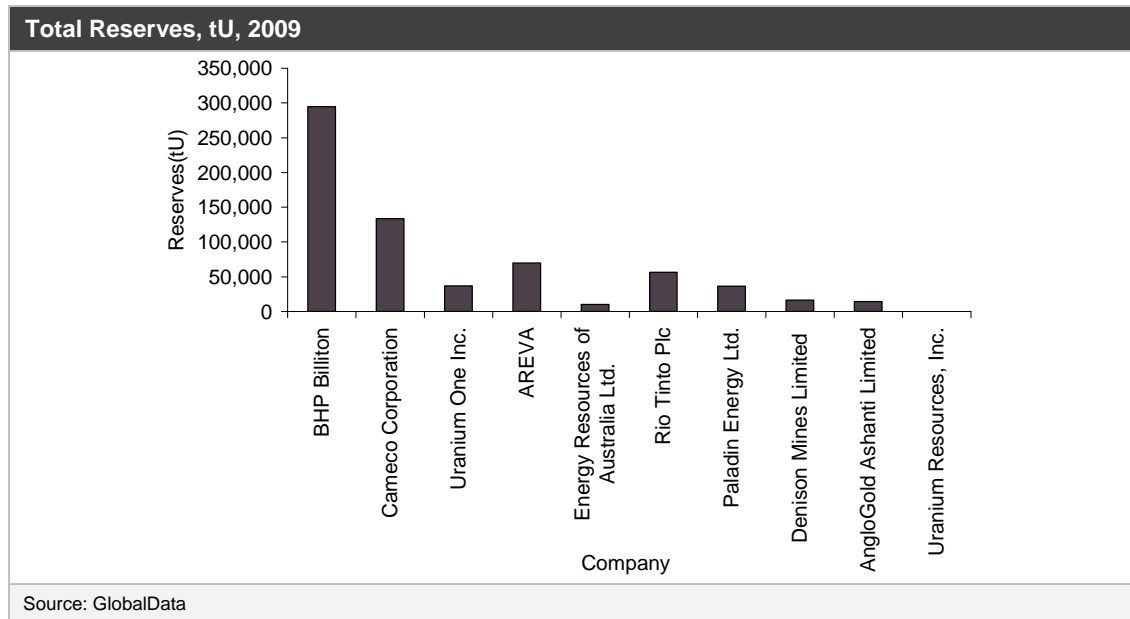
***Cameco Corporation is the leading uranium mining company based on total uranium production in 2009***

### Key Points

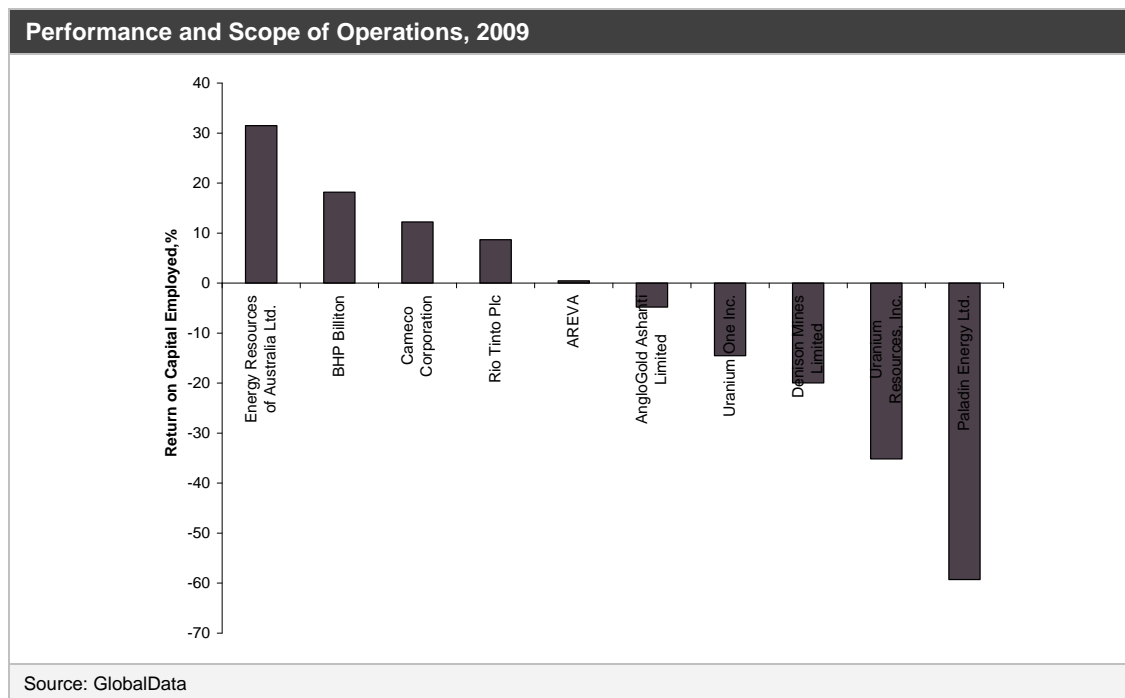
**Uranium Production:** Cameco enjoys its dominant position in the global uranium mining industry with a total production of about 8,009 tU from three geographical territories in 2009. Uranium One Inc had the highest production growth rate among the top 10 uranium mining companies. The company's production grew by 27.3% during the period 2005-2009. The other largest uranium producing companies were Areva and Rio Tinto in 2009. The total uranium production of the top 10 mining companies increased at a rate of 1.78% from 26,005 tU in 2005 to 27,907 tU in 2009. BHP Billiton recorded a production of 2,955 tU from operations in only one mine making it the largest company in terms of average production per mine.



**Uranium Reserves:** The total reserves of the uranium mining companies decreased from 697,177 tU in 2008 to 669,270 tU in 2009. BHP Billiton, Cameco Corporation, Areva, Rio Tinto Plc and Uranium One Inc. are the largest companies in terms of reserves as of 2009. In terms of increase in reserves, Paladin Energy Ltd is the best performer amongst its peer groups. The top uranium mining companies added 94,349 tU of reserves by the year 2009.



**Performance and Scope of Operations:** With 31.48% return on capital employed, 29.9% return on fixed assets, Energy Resources of Australia Ltd was the top ranked company in terms of performance metrics in 2009. Paladin Energy was the fastest growing uranium mining company with a 227% growth in revenue during 2005-2009.



For further details, visit: [www.globaldata.com/reportstore](http://www.globaldata.com/reportstore)

Or please add this link to your browser: [http://www.globaldata.com/reportstore/Report.aspx?ID=Global-Top-10-Uranium-Mining-Companies-Benchmarking-Analysis--Peer-Comparison-of-Top-10-Uranium-Mining-Companies-on-Key-Financial-and-Operational-Parameters&ReportType=Industry\\_Report&coreindustry=ALL&Title=Nuclear\\_Energy](http://www.globaldata.com/reportstore/Report.aspx?ID=Global-Top-10-Uranium-Mining-Companies-Benchmarking-Analysis--Peer-Comparison-of-Top-10-Uranium-Mining-Companies-on-Key-Financial-and-Operational-Parameters&ReportType=Industry_Report&coreindustry=ALL&Title=Nuclear_Energy)

### **About GlobalData**

GlobalData is an industry analysis specialist company providing business information products and services.

Our highly qualified team of Analysts, Researchers, and Solution Consultants use proprietary data sources and various tools and techniques to gather, analyze and represent the latest and the most reliable information essential for businesses to sustain a competitive edge.

If you have any queries about this report or would like further information, please contact

North America: +1 646 395 5460  
Europe: +44 207 753 4298  
+44 161 227 0666  
Asia Pacific: +91 40 6616 6700  
Email: [info@globaldata.com](mailto:info@globaldata.com)

### **Disclaimer**

All Rights Reserved.

No part of this publication may be reproduced, stored in a retrieval system or transmitted in any form by any means, electronic, mechanical, photocopying, recording or otherwise, without the prior permission of the publisher, GlobalData.

The facts of this report are believed to be correct at the time of publication but cannot be guaranteed. Please note that the findings, conclusions and recommendations that GlobalData delivers will be based on information gathered in good faith from both primary and secondary sources, whose accuracy we are not always in a position to guarantee. As such GlobalData can accept no liability whatever for actions taken based on any information that may subsequently prove to be incorrect.